



## KITCHEN STORAGE FITTINGS

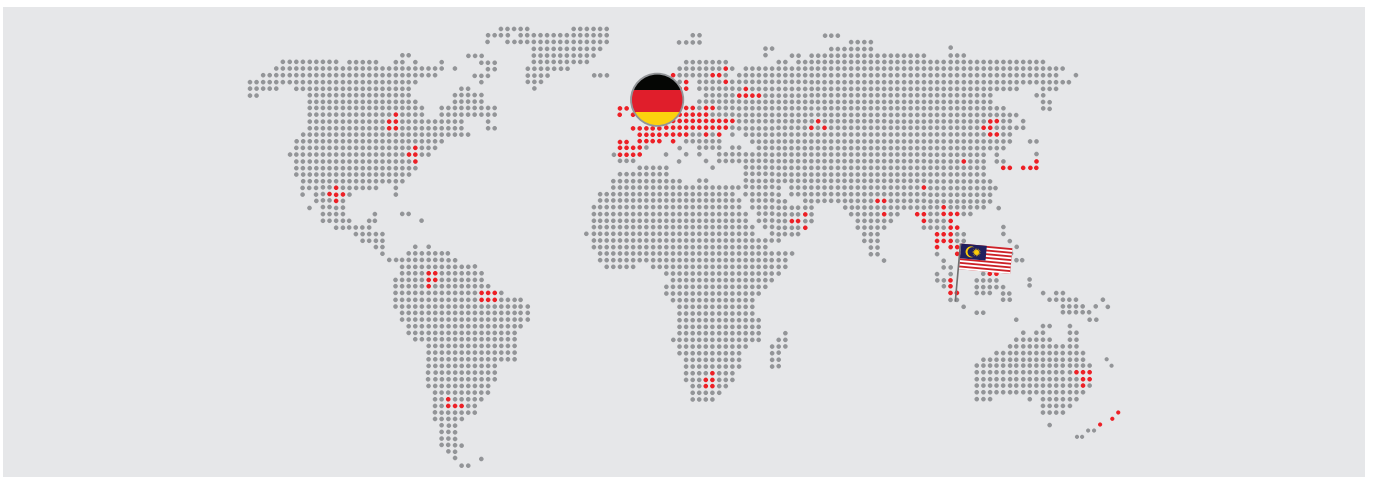
# HÄFELE - WHERE TRUST WAS BUILT FROM COMPETENCE



Founded in Germany in 1923, Häfele is a world-renowned provider of smart home and project solutions. Häfele's superior range of products not only exemplifies German quality standards, but is developed with the philosophy of "functionality" and "easiness" in mind to offer reliable solutions for both professionals and consumers.

Since the establishment in Malaysia in 1993, Häfele has been continuously improving and expanding its products and services, making the key components of Malaysian homes - door security as well as kitchen, wardrobe and the home appliances to a much more efficient spaces.

With innovative solutions, adherence to high standards and a dedicated team, Häfele Malaysia looks to create more modern and optimal living spaces for Malaysians in the future.





## FRONT PULL-OUT BASKET



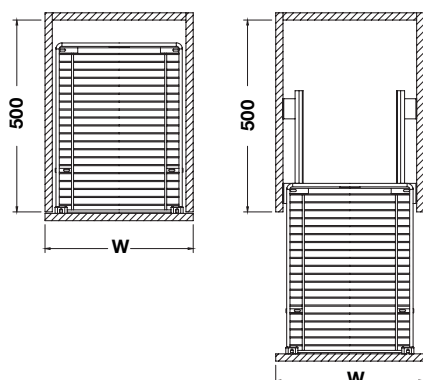
- Material: Stainless steel 304
- Finish: Stainless steel polished
- Load capacity: 30 kg
- Version: Runners and basket for front panel fixing
- Type of pull-out: Full extension with self and soft closing
- Min. internal cabinet depth: 500 mm (450 mm runners)
- Side panel thickness: 16 or 19 mm

Supplied with:

1 pc. basket, 1 pair runners, 1 pair runner supports,  
1 pair runner covers, 1 set fixing screws



Scan for  
installation guide



Cabinet width mm	Dim (W x D x H) mm	Art. No.	Unit Price (MYR)
600	537 x 465 x 148	549.03.144	496.00
800	737 x 465 x 148	549.03.145	545.00
900	837 x 465 x 148	549.03.146	562.00

Packing: 1 set

## PULL-OUT BASKET



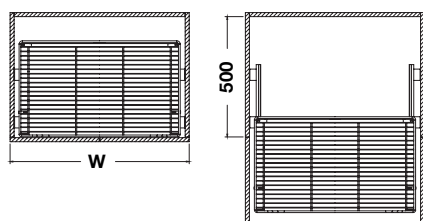
- Material: Stainless steel 304
- Finish: Stainless steel polished
- Load capacity: 30 kg
- Version: Runners and basket for internal pull-out behind hinged door
- Type of pull-out: Full extension with self and soft closing
- Min. internal cabinet depth: 500 mm (450 mm runners)
- Side panel thickness: 16 or 19 mm

Supplied with:

1 pc. basket, 1 pair runners, 1 pair runner supports,  
1 pair runner covers, 1 set fixing screws



Scan for  
installation guide



Cabinet width mm	Dim (W x D x H) mm	Art. No.	Unit Price (MYR)
400	315 x 465 x 148	549.03.131	436.00
450	365 x 465 x 148	549.03.132	447.00
500	415 x 465 x 148	549.03.133	460.00
600	515 x 465 x 148	549.03.134	496.00
800	715 x 465 x 148	549.03.135	545.00
900	815 x 465 x 148	549.03.136	562.00

Packing: 1 set

Stock Item

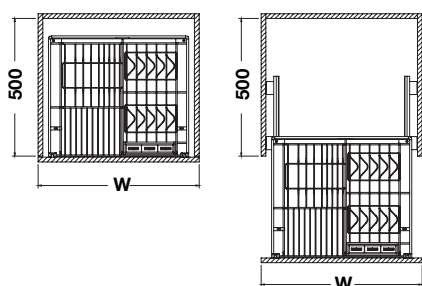

## FRONT PULL-OUT DISH BASKET



- Material: Stainless steel 304
- Finish: Stainless steel polished
- Load capacity: 30 kg
- Version: Runners and basket for front panel fixing
- Type of pull-out: Full extension with self and soft closing
- Min. internal cabinet depth: 500 mm (450 mm runners)
- Side panel thickness: 16 or 19 mm

Supplied with:

1 pc. basket, 1 pair runners, 1pc. drip off tray,  
1pc. cutlery holder, 1 pair runner covers, 1 set fixing screws



Cabinet width mm	Dim (W x D x H) mm	Art. No.	Unit Price (MYR)
600	537 x 465 x 195	549.03.154	564.00
800	737 x 465 x 195	549.03.155	637.00
900	837 x 465 x 195	549.03.156	677.00

Packing: 1 set

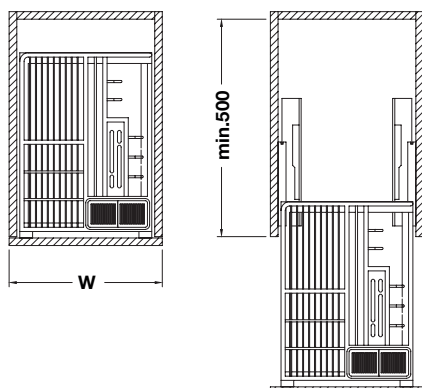

## MULTI-FUNCTIONAL BASKET



- Material: Steel frame, stainless steel 304 basket
- Finish: Frame grey, basket stainless steel polished
- Load capacity: 15 kg
- Version: Bottom mounted with soft and self closing device
- Min. internal cabinet depth: 500 mm

Supplied with:

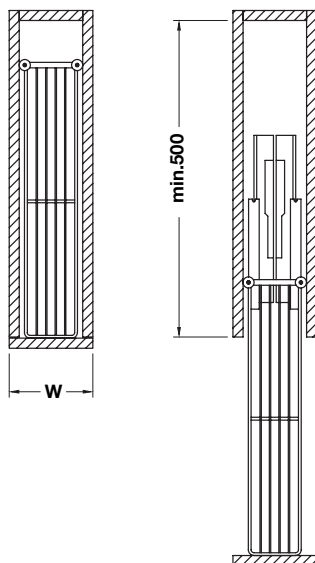
1 pair runners, 1 pc. frame, 1 pc. basket, 1 set brackets,  
1 plastic tray, 1 pc. plastic cutlery holder,  
1 pc. beech knife holder, 1 set fixing screws



Cabinet width mm	Dim (W x D x H) mm	Art. No.	Unit Price (MYR)
300	240 x 455 x 480	549.34.053	637.00

Packing: 1 set



## NARROW FRONT PULL-OUT BASKET




- Material: Stainless steel 304 basket
- Finish: Frame grey, basket stainless steel polished
- Load capacity: 12 kg for 150 mm  
15 kg for 200 mm
- Version: Bottom mounted, full extension with soft and self closing device
- Frame adjustable: +20 mm
- Min. internal cabinet depth: 500 mm

Supplied with:

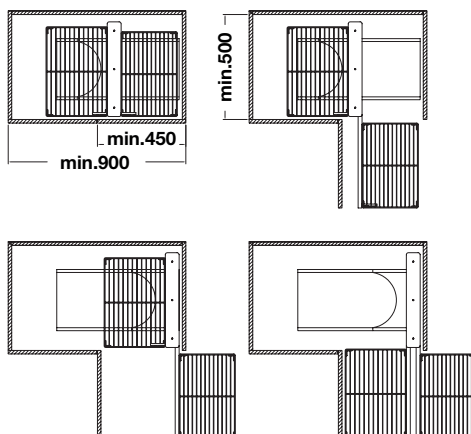
2 pcs. runners, 1 pc. frame, 1 set front brackets, 5 baskets with support, 1 set fixing screws

Cabinet width mm	Dim (W x D x H) mm	Art. No.	Unit Price (MYR)
150	104 x 490 x 550	549.34.022 	449.00
200	155 x 490 x 550	549.34.021 	469.00

Packing: 1 set




## PULL-OUT CORNER BASKET




- Material: Steel frame, stainless steel 304 basket
- Finish: Frame grey, basket stainless steel polished
- Load capacity: Front pull-out 15 kg, corner pull-out 15 kg
- Version: Suitable for 900-1,000 mm cabinet width, with soft and self closing device
- Left and right rotatable
- Min. internal cabinet depth: 500 mm
- Min. internal cabinet height: 590 mm
- Min. door width: 450 mm

Supplied with:

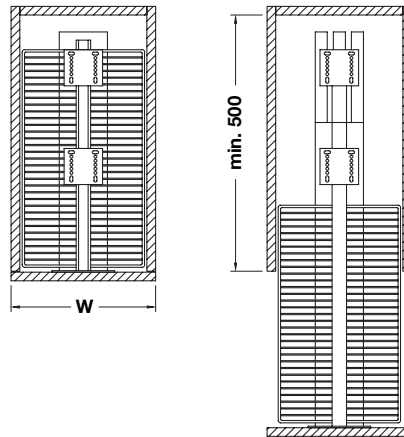
1 set runners with frame, 4 baskets, 1 set fixing screws

Version	Dim (W x D x H) mm	Art. No.	Unit Price (MYR)
Right	670 x 470 x 575	548.22.103 	1,682.00

Packing: 1 set




## PULL-OUT PANTRY



- Material: Stainless steel 304 basket
- Finish: Frame grey, basket stainless steel polished
- Load capacity: 70 kg
- Version: Centre mounted, full extension with soft and self closing device
- Height adjustable: 1,770-2,070 mm
- Basket position adjustable
- Min. internal cabinet depth: 500 mm

Supplied with:

2 pcs. runners, 1 pc. frame,  
1 set front brackets, 5 baskets with  
support, 1 set fixing screws

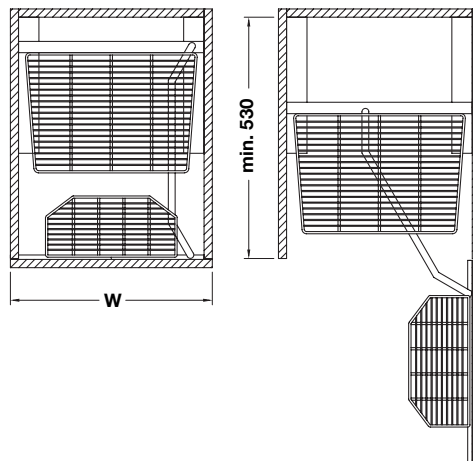
Cabinet width mm	Dim (W x D x H) mm	Numbers of trays	Art. No.	Unit Price (MYR)
400	345 x 480 x 1,770 - 2,070	5	548.93.133 	1,987.00

Packing: 1 set



Scan for  
installation guide



## SWIVEL PANTRY



- Material: Stainless steel 304 basket
- Finish: Frame grey, basket stainless steel polished
- Load capacity:
  - Door rack 450 mm cabinet: Max. 6 kg,
  - Door rack 600 mm cabinet: Max. 6 kg,
  - Pull-out rack 450 mm cabinet: Max. 30 kg,
  - Pull-out rack 600 mm cabinet: Max. 40 kg
- Version: Single extension with ball bearing runners
- Internal basket position adjustable and removable front basket
- Min. internal cabinet depth: 530 mm
- Left and right rotatable

### Order reference

Please order at least 6 pcs. of soft close hinges

Cabinet width mm	Dim (W x D x H) mm	Numbers of trays	Art. No.	Unit Price (MYR)
450	390 x 500 x 1,820	6	549.91.143 	2,198.00
600	540 x 500 x 1,820	6	549.91.173 	2,652.00

Packing: 1 set

 Stock Item



Scan for  
installation guide

# WARRANTY OVERVIEW

## TESTED QUALITY & CAREFREE WARRANTY FOR 5 YEARS

Häfele's products are developed and made with one of the world-leading furniture fitting technologies that has spanned nearly 95 years. Moreover, they are frequently tested in accordance with Häfele's strict quality standards as well as those of many prestigious organization around the world.





# HÄFELE

## Häfele Malaysia Sdn Bhd

### KL Head Office

No. 18, Jalan Juruhebah U1/50 Seksyen U1, Temasya Industrial Park, 40150 Shah Alam, Selangor, Malaysia  
Phone: +603 5569 2526 | Fax: +603 5569 3526 | Email: [info@hafele.com.my](mailto:info@hafele.com.my)

### KL Design Centre

No. 42, Jalan SS21/1, Damansara Utama, 47400 Petaling Jaya, Selangor, Malaysia  
Phone: +603-7733 4526 / 7733 6526 | Fax: +603 7733 3526  
E-mail: [info@hafele.com.my](mailto:info@hafele.com.my)

[www.hafele.com.my](http://www.hafele.com.my)



Scan for full copy

NOV 2021